

Race of Nations 2015

Precenicco IT - P01 - JuniorGP MiniGP

Race type : Timed session best lap

Pos	N° Racer	Nat.	Make	Class	Team	Laps	Race Time	Best Lap	Lap	Diff	Gap
1	121 Molino Mattia	ITA		Mini GP		8	09:12.600	59.321	8	-	-
2	98 Vanneste Bradley	BEL		Mini GP		9	09:15.026	01:01.275	9	01.954	01.954
3	79 Louppe Romain	BEL		Mini GP		8	09:02.549	01:02.681	6	03.360	01.406
4	8 Triffet Amelie	BEL		Mini GP		3	03:56.700	01:06.577	3	07.256	03.896
5	81 Luciano Lorenz	BEL		Junior GP		8	09:03.652	01:09.286	7	09.965	02.709
6	12 Louppe Thomas	BEL		Junior GP		8	09:35.889	01:09.405	7	10.084	00.119
7	52 Carette Gert Jan	BEL		Junior GP		4	08:52.876	01:22.507	3	23.186	13.102

Fastest lap by 59.321 - 121 Molino Mattia in lap 8
date and time: 05/07/2015 - 09:34:16.868 - Average speed : 72 Km/h

Start race
05/07/2015 09:25:04

End race
Race running

Race Director:

Admin: -- Technical Comission

LIVE TIMING - www.livetiming.be

The result are provisional until the according to the RC



Race of Nations 2015

Precenicco IT - P01 - Ohvale 110 Junior

Race type : Timed session best lap

Pos	N° Racer	Nat.	Make	Class	Team	Laps	Race Time	Best Lap	Lap	Diff	Gap
1	34 Jaka Gorian	SLO		Ohvale 1		9	13:30.459	01:02.031	9	-	-
2	66 Bertoli Kevin	ITA		Ohvale 1		10	14:12.033	01:03.702	7	01.671	01.671
3	11 Obreza Mia	SLO		Ohvale 1		9	13:30.187	01:05.711	9	03.680	02.009
4	46 Tonolo Nicolo	ITA		Ohvale 1		9	14:01.490	01:06.706	9	04.675	00.995
5	71 Michielin Simone	ITA		Ohvale 1		9	14:09.421	01:07.650	8	05.619	00.944

Fastest lap by 01:02.031 - 34 Jaka Gorian in lap 9
date and time: 05/07/2015 - 09:12:21.972 - Average speed : 69 Km/h

Start race
05/07/2015 08:58:51

End race
Race running

Race Director:

Admin: -- Technical Comission

LIVE TIMING - www.livetiming.be

The result are provisional until the according to the RC



Race of Nations 2015

Precenicco IT - P01 - Ohvale 160 Rok Sen 190

Race type : Timed session best lap

Pos	N° Racer	Nat.	Make	Class	Team	Laps	Race Time	Best Lap	Lap	Diff	Gap
1	26 Momesso Filippo	ITA		Ohvale 1		8	09:50.611	57.094	8	-	-
2	91 Casali Matteo	ITA		Ohvale 1		10	10:23.179	57.512	8	00.418	00.418
3	19 Bor Klemenc	SLO		Ohvale R		7	09:35.161	59.432	5	02.338	01.920
4	85 De Nardi Matteo	ITA		Ohvale 1		8	09:49.607	59.682	7	02.588	00.250
5	23 Guglielmo Bruno	ITA		Ohvale S		7	09:30.643	01:00.062	7	02.968	00.380
6	21 Gregianin Samuele	ITA		Ohvale R		7	09:35.703	01:00.309	5	03.215	00.247
7	12 Chiarini Nicola	ITA		Ohvale R		8	10:35.338	01:00.668	6	03.574	00.359
8	126 Liscini Nicolo	ITA		Ohvale R		9	10:24.310	01:00.980	9	03.886	00.312
9	79 Ragusa Salvatore	ITA		Ohvale R		7	09:51.995	01:01.122	7	04.028	00.142
10	219 Henetton Wil	BEL		Ohvale R		8	10:17.995	01:05.613	6	08.519	04.491

Fastest lap by 57.094 - 26 Momesso Filippo in lap 8
date and time: 05/07/2015 - 09:23:21.876 - Average speed : 75 Km/h

Start race
05/07/2015 09:13:31

End race
Race running

Race Director:

Admin: -- Technical Comission

LIVE TIMING - www.livetiming.be

The result are provisional until the according to the RC



Race of Nations 2015

Precenicco IT - P01 - Pitbike Pro CRF ProtoGP

Race type : Timed session best lap

Pos	N° Racer	Nat.	Make	Class	Team	Laps	Race Time	Best Lap	Lap	Diff	Gap
1	29 Sacchi Alberto	ITA		Pit Pro		8	07:59.847	57.054	6	-	-
2	23 Baratto Gianluca	ITA		Pit Pro		8	08:24.131	58.431	5	01.377	01.377
3	3 Van Dijck Bart	BEL		Proto GP		8	08:26.880	58.521	8	01.467	00.090
4	28 Pezzella Michele	ITA		Pit Pro		4	03:53.884	59.085	4	02.031	00.564
5	19 Deschildre Sibren	BEL		Proto GP		7	06:22.609	59.379	6	02.325	00.294
6	3 Maire Frederic	FRA		Pit Pro		9	08:40.673	01:00.366	7	03.312	00.987
7	8 Lepinay Julien	FRA		Pit Pro		8	07:59.756	01:03.317	3	06.263	02.951
8	19 Sabia Tonino	FRA		Pit Pro		8	08:30.541	01:03.909	8	06.855	00.592
9	17 Letinois Alan	FRA		Pit Pro		6	06:45.092	01:04.259	4	07.205	00.350
10	4 Slachmuylders Jurgen	BEL		Pit Pro		7	08:31.159	01:04.359	3	07.305	00.100
11	22 Rappe Alexandre	BEL		Proto GP		6	07:46.994	01:13.813	6	16.759	09.454

Fastest lap by 57.054 - 29 Sacchi Alberto in lap 6
date and time: 05/07/2015 - 10:06:35.085 - Average speed : 75 Km/h

Start race
05/07/2015 10:00:35

End race
Race running

Race Director:

Admin: -- Technical Comission

LIVE TIMING - www.livetiming.be

The result are provisional until the according to the RC



Race of Nations 2015

Prezenicco IT - P01 - Pitbike Senior Scooter

Race type : Timed session best lap

Pos	N° Racer	Nat.	Make	Class	Team	Laps	Race Time	Best Lap	Lap	Diff	Gap
1	142 Ferrari Andrea	ITA		Pit Senior		6	05:36.517	56.797	6	-	-
2	111 Pirazzini Andrea	ITA		Pit Senior		10	10:20.932	57.880	6	01.083	01.083
3	53 Piccirilli Franco	ITA		Pit Senior		9	08:27.659	58.369	5	01.572	00.489
4	164 Truant Alessandro	ITA		Pit Senior		10	10:21.686	59.644	10	02.847	01.275
5	6 Lamonaca Alex	ITA		Scooter		8	09:18.998	01:07.168	7	10.371	07.524
6	49 Marconi Luca	ITA		Pit Senior		9	10:14.300	01:07.874	7	11.077	00.706

Fastest lap by 56.797 - 142 Ferrari Andrea in lap 6
date and time: 05/07/2015 - 09:54:48.218 - Average speed : 76 Km/h

Start race
05/07/2015 09:49:11

End race
Race running

Race Director:

Admin: -- Technical Comission

LIVE TIMING - www.livetiming.be

The result are provisional until the according to the RC



Race of Nations 2015

Precenicco IT - P01 - Pitbike Stock

Race type : Timed session best lap

Pos	N° Racer	Nat.	Make	Class	Team	Laps	Race Time	Best Lap	Lap	Diff	Gap
1	6 Garcia Garcia Cristian	SPA		Pit Stock		6	07:16.861	57.828	5	-	-
2	199 Martinez Silvestre Pablo	SPA		Pit Stock		9	09:18.922	58.531	8	00.703	00.703
3	93 Ferrari Alessandro	ITA		Pit Stock		9	08:46.693	59.524	8	01.696	00.993
4	16 Cerello Ronnie	ITA		Pit Stock		7	07:13.818	59.653	5	01.825	00.129
5	32 Vazzoler Marco	ITA		Pit Stock		9	09:37.573	59.818	6	01.990	00.165
6	11 Gacho Aran Ivan	SPA		Pit Stock		9	09:11.419	01:00.130	5	02.302	00.312
7	111 Marescutti Elia	ITA		Pit Stock		8	08:36.486	01:00.135	8	02.307	00.005
8	15 Gutierrez Vazquez Daniel	SPA		Pit Stock		6	09:11.742	01:00.561	4	02.733	00.426
9	2 Venturini Edoardo	ITA		Pit Stock		8	09:14.344	01:01.518	5	03.690	00.957
10	14 De Cock Kurt	BEL		Pit Stock		8	09:24.738	01:01.769	8	03.941	00.251
11	99 Buytaert Wim	BEL		Pit Stock		9	09:44.436	01:01.860	6	04.032	00.091
12	19 Gobbin Luca	ITA		Pit Stock		10	09:44.908	01:02.033	9	04.205	00.173
13	17 Manzano De Vincente Antoni	SPA		Pit Stock		8	09:19.260	01:02.157	5	04.329	00.124
14	191 Rossi Andy	ITA		Pit Stock		8	09:11.401	01:03.107	6	05.279	00.950
15	20 Trevisanato Amedeo	ITA		Pit Stock		6	07:07.001	01:04.263	6	06.435	01.156
16	122 Saiz Maqueda Miguel	SPA		Pit Stock		4	09:31.197	01:06.112	4	08.284	01.849
17	25 Rombaut Briek	BEL		Pit Stock		4	06:01.792	01:06.683	4	08.855	00.571
18	5 Rappe Apolline	BEL		Pit Stock		8	09:45.799	01:12.501	6	14.673	05.818
DNS											
1	98 Segers Quinten	BEL		Pit Stock		1	47.188	00.000	1	-	-

Fastest lap by 57.828 - 6 Garcia Garcia Cristian in lap 5
date and time: 05/07/2015 - 09:44:46.486 - Average speed : 74 Km/h

Start race
05/07/2015 09:38:29

End race
Race running

Race Director:

Admin: -- Technical Comission

LIVE TIMING - www.livetiming.be

The result are provisional until the according to the RC



Race of Nations 2015

Precenico IT - Chrono - Pitbike Stock

Race type : Timed session best lap

Pos	N° Racer	Nat.	Make	Class	Team	Laps	Race Time	Best Lap	Lap	Diff	Gap
1	6 Garcia Garcia Cristian	SPA		Pit Stock		7	07:01.211	57.244	6	-	-
2	199 Martinez Silvestre Pablo	SPA		Pit Stock		11	10:34.229	57.585	10	00.341	00.341
3	111 Marescutti Elia	ITA		Pit Stock		9	10:01.625	57.858	8	00.614	00.273
4	16 Cerello Ronnie	ITA		Pit Stock		10	10:11.306	58.640	6	01.396	00.782
5	32 Vazzoler Marco	ITA		Pit Stock		10	09:39.492	58.765	10	01.521	00.125
6	93 Ferrari Alessandro	ITA		Pit Stock		11	10:39.240	58.844	10	01.600	00.079
7	11 Gacho Aran Ivan	SPA		Pit Stock		11	10:43.157	59.068	6	01.824	00.224
8	15 Gutierrez Vazquez Daniel	SPA		Pit Stock		10	10:56.424	01:00.407	7	03.163	01.339
9	14 De Cock Kurt	BEL		Pit Stock		10	10:36.854	01:00.413	8	03.169	00.006
10	99 Buytaert Wim	BEL		Pit Stock		9	09:30.323	01:00.496	8	03.252	00.083
11	2 Venturini Edoardo	ITA		Pit Stock		9	09:38.993	01:00.562	5	03.318	00.066
12	19 Gobbin Luca	ITA		Pit Stock		10	10:01.215	01:00.909	10	03.665	00.347
13	17 Manzano De Vincente Antoni	SPA		Pit Stock		10	10:17.157	01:01.775	8	04.531	00.866
14	20 Trevisanato Amedeo	ITA		Pit Stock		9	09:45.358	01:02.502	5	05.258	00.727
15	122 Saiz Maqueda Miguel	SPA		Pit Stock		9	10:04.806	01:02.864	9	05.620	00.362
16	191 Rossi Andy	ITA		Pit Stock		10	11:00.160	01:03.078	4	05.834	00.214
17	25 Rombaut Briek	BEL		Pit Stock		10	10:56.102	01:03.257	9	06.013	00.179
18	5 Rappe Apolline	BEL		Pit Stock		7	08:46.028	01:11.673	5	14.429	08.416
19	98 Segers Quinten	BEL		Pit Stock		2	02:36.023	01:17.240	2	19.996	05.567

Fastest lap by 57.244 - 6 Garcia Garcia Cristian in lap 6
date and time: 05/07/2015 - 10:51:49.806 - Average speed : 75 Km/h

Start race
05/07/2015 10:46:02

End race
Race running

Race Director:

Admin: -- Technical Comission

LIVE TIMING - www.livetiming.be

The result are provisional until the according to the RC



Race of Nations 2015

Prececnicco IT - Chrono - JuniorGP MiniGP

Race type : Timed session best lap

Pos	N° Racer	Nat.	Make	Class	Team	Laps	Race Time	Best Lap	Lap	Diff	Gap
1	121 Molino Mattia	ITA		Mini GP		9	08:17.845	58.111	9	-	-
2	79 Louppe Romain	BEL		Mini GP		10	09:49.622	01:00.770	7	02.659	02.659
3	98 Vanneste Bradley	BEL		Mini GP		10	10:07.377	01:00.947	9	02.836	00.177
4	52 Carette Gert Jan	BEL		Junior GP		6	06:31.507	01:06.741	6	08.630	05.794
5	81 Luciano Lorenz	BEL		Junior GP		9	09:54.835	01:06.878	6	08.767	00.137
6	12 Louppe Thomas	BEL		Junior GP		9	09:46.194	01:07.513	6	09.402	00.635

Fastest lap by 58.111 - 121 Molino Mattia in lap 9
date and time: 05/07/2015 - 10:42:55.763 - Average speed : 74 Km/h

Start race
05/07/2015 10:34:37

End race
Race running

Race Director:

Admin: -- Technical Comission

LIVE TIMING - www.livetiming.be

The result are provisional until the according to the RC



Race of Nations 2015

Prececnicco IT - Chrono - Ohvale 110 Junior

Race type : Timed session best lap

Pos	N° Racer	Nat.	Make	Class	Team	Laps	Race Time	Best Lap	Lap	Diff	Gap
1	34 Jaka Gorian	SLO		Ohvale 1		8	07:33.140	01:01.812	8	-	-
2	66 Bertoli Kevin	ITA		Ohvale 1		8	07:45.004	01:02.554	6	00.742	00.742
3	11 Obreza Mia	SLO		Ohvale 1		9	08:58.250	01:04.759	6	02.947	02.205
4	46 Tonolo Nicolo	ITA		Ohvale 1		10	10:20.039	01:06.507	7	04.695	01.748
5	71 Michelin Simone	ITA		Ohvale 1		7	11:06.434	01:06.937	3	05.125	00.430

Fastest lap by 01:01.812 - 34 Jaka Gorian in lap 8
date and time: 05/07/2015 - 10:18:58.498 - Average speed : 69 Km/h

Start race
05/07/2015 10:11:25

End race
Race running

Race Director:

Admin: -- Technical Comission

LIVE TIMING - www.livetiming.be

The result are provisional until the according to the RC



Race of Nations 2015

Precenicco IT - Chrono - Ohvale 160 Rok Sen 190

Race type : Timed session best lap

Pos	N° Racer	Nat.	Make	Class	Team	Laps	Race Time	Best Lap	Lap	Diff	Gap
1	26 Momesso Filippo	ITA		Ohvale 1		11	10:23.348	56.171	7	-	-
2	79 Ragusa Salvatore	ITA		Ohvale R		11	10:35.279	58.722	7	02.551	02.551
3	19 Bor Klemenc	SLO		Ohvale R		9	09:09.505	58.937	9	02.766	00.215
4	12 Chiarini Nicola	ITA		Ohvale R		6	05:53.314	59.274	5	03.103	00.337
5	126 Liscini Nicolo	ITA		Ohvale R		9	08:31.251	59.343	7	03.172	00.069
6	23 Guglielmo Bruno	ITA		Ohvale S		7	07:09.280	59.542	6	03.371	00.199
7	21 Gregianin Samuele	ITA		Ohvale R		10	09:43.370	59.552	3	03.381	00.010
8	85 De Nardi Matteo	ITA		Ohvale 1		9	10:11.313	59.649	6	03.478	00.097
9	91 Casali Matteo	ITA		Ohvale 1		9	09:49.285	01:00.616	9	04.445	00.967
10	113 De Nardo Andrea	ITA		Ohvale 1		3	10:23.215	01:03.353	3	07.182	02.737
11	219 Henneson Wil	BEL		Ohvale R		10	10:39.482	01:03.829	5	07.658	00.476

Fastest lap by 56.171 - 26 Momesso Filippo in lap 7
date and time: 05/07/2015 - 10:29:38.578 - Average speed : 76 Km/h

Start race
05/07/2015 10:23:13

End race
Race running

Race Director:

Admin: -- Technical Comission

LIVE TIMING - www.livetiming.be

The result are provisional until the according to the RC



Race of Nations 2015

Precenico IT - Chrono - Pitbike Pro CRF ProtoGP

Race type : Timed session best lap

Pos	N° Racer	Nat.	Make	Class	Team	Laps	Race Time	Best Lap	Lap	Diff	Gap
1	29 Sacchi Alberto	ITA		Pit Pro		7	07:34.600	56.972	5	-	-
2	23 Baratto Gianluca	ITA		Pit Pro		7	07:48.266	57.456	6	00.484	00.484
3	3 Van Dijck Bart	BEL		Proto GP		7	07:50.477	57.749	7	00.777	00.293
4	28 Pezzella Michele	ITA		Pit Pro		8	07:49.794	57.793	6	00.821	00.044
5	19 Deschildre Sibren	BEL		Proto GP		8	07:30.599	58.213	6	01.241	00.420
6	8 Lepinay Julien	FRA		Pit Pro		7	07:00.734	59.724	6	02.752	01.511
7	3 Maire Frederic	FRA		Pit Pro		8	07:26.824	01:00.025	6	03.053	00.301
8	4 Slachmuylders Jurgen	BEL		Pit Pro		7	07:37.759	01:02.742	6	05.770	02.717
9	19 Sabia Tonino	FRA		Pit Pro		7	07:18.206	01:02.760	7	05.788	00.018
10	51 Eyraud Clement	FRA		Pit Pro		7	07:33.180	01:04.890	7	07.918	02.130
11	22 Delahaut Stephane	FRA		Pit Pro		7	07:39.978	01:08.869	5	11.897	03.979
12	22 Rappe Alexandre	BEL		Proto GP		5	06:27.587	01:09.422	5	12.450	00.553
13	17 Letinois Alan	FRA		Pit Pro		1	21.321	00.000	0	-	-

Fastest lap by 56.972 - 29 Sacchi Alberto in lap 5
date and time: 05/07/2015 - 11:16:14.127 - Average speed : 75 Km/h

Start race
05/07/2015 11:10:35

End race
Race running

Race Director:

Admin: -- Technical Comission

LIVE TIMING - www.livetiming.be

The result are provisional until the according to the RC



Race of Nations 2015

Precenico IT - Chrono - Pitbike Senior Scooter

Race type : Timed session best lap

Pos	N° Racer	Nat.	Make	Class	Team	Laps	Race Time	Best Lap	Lap	Diff	Gap
1	142 Ferrari Andrea	ITA		Pit Senior		8	09:24.730	56.625	8	-	-
2	111 Pirazzini Andrea	ITA		Pit Senior		9	10:52.463	56.986	8	00.361	00.361
3	53 Piccirilli Franco	ITA		Pit Senior		10	11:17.667	57.882	8	01.257	00.896
4	64 Truant Alessandro	ITA		Pit Senior		9	10:38.290	59.399	6	02.774	01.517
5	6 Lamonaca Alex	ITA		Scooter		7	09:40.935	01:06.578	7	09.953	07.179
6	49 Marconi Luca	ITA		Pit Senior		8	10:52.161	01:06.884	6	10.259	00.306
7	77 Marcazzan Lorenzo	ITA		Pit Senior		7	10:23.238	01:12.396	3	15.771	05.512

Fastest lap by 56.625 - 142 Ferrari Andrea in lap 8
date and time: 05/07/2015 - 11:07:23.428 - Average speed : 76 Km/h

Start race
05/07/2015 10:57:58

End race
Race running

Race Director:

Admin: -- Technical Comission

LIVE TIMING - www.livetiming.be

The result are provisional until the according to the RC



Race of Nations 2015

Precenicco IT - Race 1 - JuniorGP MiniGP

Race type : Race(sorted by laps and time)

Classification after 11 Laps (13,200 Km)

Pos	N° Racer	Nat.	Make	Class	Team	Laps	Race Time	Best Lap	Lap	Diff	Gap
1	121 Molino Mattia	ITA		Mini GP		11	10:09.212	58.019	4	-	-
2	98 Vanneste Bradley	BEL		Mini GP		11	10:30.201	01:00.382	4	20.989	20.989
3	81 Luciano Lorenz	BEL		Junior GP		10	10:17.609	01:05.919	5	1 Lap	1 Lap
4	52 Carette Gert Jan	BEL		Junior GP		10	10:20.310	01:06.165	3	1 Lap	02.701
5	12 Louppe Thomas	BEL		Junior GP		10	10:30.032	01:06.418	10	1 Lap	09.722

DNF

1	79 Louppe Romain	BEL		Mini GP		7	06:23.732	01:00.515	5	-	-
---	------------------	-----	--	---------	--	---	-----------	-----------	---	---	---

Assigned penalties details

N° Racer	Penalty laps	Penalty total time	Penalty points	Penalty BL	Notes
12 Louppe Thomas	0	10	0	0	Sorpasso in regime di BANDIERA BL

Fastest lap by 58.019 - 121 Molino Mattia in lap 4
date and time: 05/07/2015 - 14:12:21.446 - Average speed : 74 Km/h

Start race 05/07/2015 14:09:05
End race 05/07/2015 14:21:27

Race Director:

Admin: -- Technical Comission

LIVE TIMING - www.livetiming.be

The result are provisional until the according to the RC



Race of Nations 2015

Precenicco IT - Race 1 - Ohvale 110 Junior

Race type : Race(sorted by laps and time)

Classification after 11 Laps (13,200 Km)

Pos	N° Racer	Nat.	Make	Class	Team	Laps	Race Time	Best Lap	Lap	Diff	Gap
1	34 Jaka Gorian	SLO		Ohvale 1		11	10:50.849	01:02.068	4	-	-
2	66 Bertoli Kevin	ITA		Ohvale 1		11	10:51.408	01:01.944	3	00.559	00.559
3	11 Obreza Mia	SLO		Ohvale 1		11	11:17.779	01:04.265	3	26.930	26.371
4	46 Tonolo Nicolo	ITA		Ohvale 1		11	11:28.772	01:05.487	7	37.923	10.993
5	71 Michelin Simone	ITA		Ohvale 1		11	11:55.926	01:07.314	3	01:05.077	27.154

Fastest lap by 01:01.944 - 66 Bertoli Kevin in lap 3
date and time: 05/07/2015 - 13:38:51.531 - Average speed : 69 Km/h

Start race 05/07/2015 13:36:20
End race 05/07/2015 13:48:22

Race Director:

Admin: -- Technical Comission

LIVE TIMING - www.livetiming.be

The result are provisional until the according to the RC



Race of Nations 2015

Precenicco IT - Race 1 - Ohvale 160 Rok Sen 190

Race type : Race(sorted by laps and time)

Classification after 11 Laps (13,200 Km)

Pos	N° Racer	Nat.	Make	Class	Team	Laps	Race Time	Best Lap	Lap	Diff	Gap
1	113 De Nardo Andrea	ITA		Ohvale 1		11	10:08.194	55.768	4	-	-
2	26 Momesso Filippo	ITA		Ohvale 1		11	10:24.679	57.266	9	-	-
3	79 Ragusa Salvatore	ITA		Ohvale R		11	10:29.303	57.973	5	-	-
4	12 Chiarini Nicola	ITA		Ohvale R		11	10:29.665	58.084	4	-	-
5	19 Bor Klemenc	SLO		Ohvale R		11	10:37.796	59.172	8	-	-
6	23 Guglielmo Bruno	ITA		Ohvale S		11	10:37.910	59.133	8	-	-
7	21 Gregianin Samuele	ITA		Ohvale R		11	10:42.116	59.201	7	-	-
8	126 Liscini Nicolo	ITA		Ohvale R		11	10:44.801	59.680	3	-	-
9	85 De Nardi Matteo	ITA		Ohvale 1		11	10:50.765	59.820	10	-	-
10	219 Henneton Wil	BEL		Ohvale R		10	10:21.181	01:03.634	3	-	-

Fastest lap by 55.768 - 113 De Nardo Andrea in lap 4
date and time: 05/07/2015 - 13:58:15.191 - Average speed : 77 Km/h

Start race
05/07/2015 13:54:46

End race
Race running

Race Director:

Admin: -- Technical Comission

LIVE TIMING - www.livetiming.be

The result are provisional until the according to the RC



Race of Nations 2015

Precenicco IT - Race 1 - Pitbike Pro CRF ProtoGP

Race type : Race(sorted by laps and time)

Classification after 10 Laps (12,000 Km)

Pos	N° Racer	Nat.	Make	Class	Team	Laps	Race Time	Best Lap	Lap	Diff	Gap
1	29 Sacchi Alberto	ITA		Pit Pro		10	09:28.970	57.144	6	-	-
2	3 Van Dijck Bart	BEL		Proto GP		10	09:29.686	57.196	5	00.716	00.716
3	19 Deschildre Sibren	BEL		Proto GP		10	09:49.766	58.466	3	20.796	20.080
4	28 Pezzella Michele	ITA		Pit Pro		10	09:55.792	58.130	3	26.822	06.026
5	3 Maire Frederic	FRA		Pit Pro		10	10:00.436	59.686	6	31.466	04.644
6	8 Lepinay Julien	FRA		Pit Pro		10	10:05.352	58.906	3	36.382	04.916
7	17 Letinois Alan	FRA		Pit Pro		10	10:12.437	01:01.384	3	43.467	07.085
8	4 Slachmuylders Jurgen	BEL		Pit Pro		10	10:12.922	01:01.436	8	43.952	00.485
9	51 Eyraud Clement	FRA		Pit Pro		10	10:25.415	01:02.322	6	56.445	12.493
DNF											
1	19 Sabia Tonino	FRA		Pit Pro		7	07:16.230	01:03.030	5	-	-
2	69 Delahaut Stephane	FRA		Pit Pro		5	05:31.689	01:09.350	3	-	-
Not Qualified											
1	23 Baratto Gianluca	ITA		Pit Pro		3	02:49.737	58.378	3	-	-

Fastest lap by 57.144 - 29 Sacchi Alberto in lap 6

date and time: 05/07/2015 - 15:05:46.796 - Average speed : 75 Km/h

Start race

05/07/2015 15:00:07

End race

05/07/2015 15:10:38

Race Director:

Admin: -- Technical Comission

LIVE TIMING - www.livetiming.be

The result are provisional until the according to the RC



Race of Nations 2015

Precenico IT - Race 1 - Pitbike Senior Scooter

Race type : Race(sorted by laps and time)

Classification after 12 Laps (14,400 Km)

Pos	N° Racer	Nat.	Make	Class	Team	Laps	Race Time	Best Lap	Lap	Diff	Gap
1	142 Ferrari Andrea	ITA		Pit Senior		12	10:31.447	56.728	4	-	-
2	111 Pirazzini Andrea	ITA		Pit Senior		12	10:41.513	56.936	6	10.066	10.066
3	53 Piccirilli Franco	ITA		Pit Senior		12	10:48.124	57.417	3	16.677	06.611
4	64 Truant Alessandro	ITA		Pit Senior		12	11:03.936	58.478	4	32.489	15.812
5	49 Marconi Luca	ITA		Pit Senior		11	11:13.786	01:06.370	11	1 Lap	1 Lap
6	6 Lamonaca Alex	ITA		Scooter		11	11:14.328	01:05.648	10	1 Lap	00.542

Fastest lap by 56.728 - 142 Ferrari Andrea in lap 4
date and time: 05/07/2015 - 14:43:21.065 - Average speed : 76 Km/h

Start race
05/07/2015 14:40:27

End race
Race running

Race Director:

Admin: -- Technical Comission

LIVE TIMING - www.livetiming.be

The result are provisional until the according to the RC



Race of Nations 2015

Precenico IT - Race 1 - Stock 222

Race type : Race(sorted by laps and time)

Classification after 10 Laps (12,000 Km)

Pos	N° Racer	Nat.	Make	Class	Team	Laps	Race Time	Best Lap	Lap	Diff	Gap
1	6 Garcia Garcia Cristian	SPA		Pit Stock		10	08:57.590	56.889	5	-	-
2	111 Marescutti Elia	ITA		Pit Stock		10	08:59.904	57.882	5	02.314	02.314
3	199 Martinez Silvestre Pablo	SPA		Pit Stock		10	09:01.178	57.733	5	03.588	01.274
4	16 Cerello Ronnie	ITA		Pit Stock		10	09:09.438	58.388	4	11.848	08.260
5	11 Gacho Aran Ivan	SPA		Pit Stock		10	09:11.423	58.892	6	13.833	01.985
6	14 De Cock Kurt	BEL		Pit Stock		10	09:28.726	01:00.803	3	31.136	17.303
7	2 Venturini Edoardo	ITA		Pit Stock		10	09:28.888	01:00.468	6	31.298	00.162
8	32 Vazzoler Marco	ITA		Pit Stock		10	09:29.424	59.502	9	31.834	00.536
9	99 Buytaert Wim	BEL		Pit Stock		10	09:32.032	01:00.590	5	34.442	02.608
10	17 Manzano De Vincente Antoni	SPA		Pit Stock		10	09:37.297	01:01.010	4	39.707	05.265
11	20 Trevisanato Amedeo	ITA		Pit Stock		10	09:48.755	01:02.601	7	51.165	11.458
12	25 Rombaut Briek	BEL		Pit Stock		10	09:48.862	01:02.361	6	51.272	00.107
13	19 Gobbin Luca	ITA		Pit Stock		10	09:50.500	01:02.257	4	52.910	01.638
14	15 Guttierrez Vazquez Daniel	SPA		Pit Stock		9	09:41.744	01:00.476	9	1 Lap	1 Lap
15	5 Rappe Apolline	BEL		Pit Stock		9	09:56.644	01:11.552	5	1 Lap	14.900
DNF											
1	122 Saiz Maqueda Miguel	SPA		Pit Stock		8	07:40.076	01:02.610	7	-	-
Not Qualified											
1	191 Rossi Andy	ITA		Pit Stock		3	02:26.265	01:03.170	3	-	-

Fastest lap by 56.889 - 6 Garcia Garcia Cristian in lap 5
date and time: 05/07/2015 - 14:31:22.694 - Average speed : 75 Km/h

Start race
05/07/2015 14:27:15

End race
Race running

Race Director:

Admin: -- Technical Comission

LIVE TIMING - www.livetiming.be

The result are provisional until the according to the RC



Race of Nations 2015

Precenicco IT - Race 2 - JuniorGP MiniGP

Race type : Race(sorted by laps and time)

Classification after 11 Laps (13,200 Km)

Pos	N° Racer	Nat.	Make	Class	Team	Laps	Race Time	Best Lap	Lap	Diff	Gap
1	121 Molino Mattia	ITA		Mini GP		11	10:15.179	57.473	6	-	-
2	98 Vanneste Bradley	BEL		Mini GP		11	10:28.711	01:00.906	6	13.532	13.532
3	81 Luciano Lorenz	BEL		Junior GP		11	11:18.503	01:05.063	11	01:03.324	49.792
4	12 Louppe Thomas	BEL		Junior GP		11	11:19.117	01:05.498	8	01:03.938	00.614
5	79 Louppe Romain	BEL		Mini GP		10	10:52.599	01:10.017	10	1 Lap	1 Lap

Fastest lap by 57.473 - 121 Molino Mattia in lap 6
date and time: 05/07/2015 - 16:03:16.746 - Average speed : 75 Km/h

Start race
05/07/2015 15:57:57

End race
Race running

Race Director:

Admin: -- Technical Comission

LIVE TIMING - www.livetiming.be

The result are provisional until the according to the RC



Race of Nations 2015

Precenico IT - Race 2 - Ohvale 110 Junior

Race type : Race(sorted by laps and time)

Classification after 11 Laps (13,200 Km)

Pos	N° Racer	Nat.	Make	Class	Team	Laps	Race Time	Best Lap	Lap	Diff	Gap
1	34 Jaka Gorian	SLO		Ohvale 1		11	10:40.745	01:01.689	4	-	-
2	66 Bertoli Kevin	ITA		Ohvale 1		11	10:41.061	01:01.691	3	00.316	00.316
3	46 Tonolo Nicolo	ITA		Ohvale 1		11	11:13.030	01:04.611	5	32.285	31.969
4	11 Obreza Mia	SLO		Ohvale 1		10	10:30.277	01:04.597	4	1 Lap	1 Lap
DNF											
Not Qualified											
1	71 Michelin Simone	ITA		Ohvale 1		4	03:43.604	01:07.923	3	-	-

Fastest lap by 01:01.689 - 34 Jaka Gorian in lap 4
date and time: 05/07/2015 - 15:27:02.306 - Average speed : 70 Km/h

Start race
05/07/2015 15:23:36

End race
05/07/2015 15:35:19

Race Director:

Admin: -- Technical Comission

LIVE TIMING - www.livetiming.be

The result are provisional until the according to the RC



Race of Nations 2015

Precenicco IT - Race 2 - Ohvale 160 Rok Sen 190

Race type : Race(sorted by laps and time)

Classification after 12 Laps (14,400 Km)

Pos	N° Racer	Nat.	Make	Class	Team	Laps	Race Time	Best Lap	Lap	Diff	Gap
1	26 Momesso Filippo	ITA		Ohvale 1		12	10:34.360	55.408	7	-	-
2	113 De Nardo Andrea	ITA		Ohvale 1		12	10:40.951	55.611	4	06.591	06.591
3	12 Chiarini Nicola	ITA		Ohvale R		12	10:59.719	57.739	6	25.359	18.768
4	79 Ragusa Salvatore	ITA		Ohvale R		12	11:00.494	57.896	9	26.134	00.775
5	23 Guglielmo Bruno	ITA		Ohvale S		12	11:16.700	58.818	5	42.340	16.206
6	126 Liscini Nicolo	ITA		Ohvale R		12	11:18.992	59.557	3	44.632	02.292
7	21 Gregianin Samuele	ITA		Ohvale R		12	11:19.974	59.482	5	45.614	00.982
8	85 De Nardi Matteo	ITA		Ohvale 1		12	11:47.549	59.661	4	01:13.189	27.575
9	219 Henetton Wil	BEL		Ohvale R		11	11:06.306	01:03.211	4	1 Lap	1 Lap
DNF											
1	19 Bor Klemenc	SLO		Ohvale R		11	10:14.511	59.274	5	-	-

Fastest lap by 55.408 - 26 Momesso Filippo in lap 7

date and time: 05/07/2015 - 15:46:10.532 - Average speed : 77 Km/h

Start race

05/07/2015 15:40:17

End race

05/07/2015 15:52:45

Race Director:

Admin: -- Technical Comission

LIVE TIMING - www.livetiming.be

The result are provisional until the according to the RC



Race of Nations 2015

Precenico IT - Race 2 - Pitbike Pro CRF ProtoGP

Race type : Race(sorted by laps and time)

Classification after 12 Laps (14,400 Km)

Pos	N° Racer	Nat.	Make	Class	Team	Laps	Race Time	Best Lap	Lap	Diff	Gap
1	3 Van Dijck Bart	BEL		Proto GP		12	09:11.157	56.319	8	-	-
2	29 Sacchi Alberto	ITA		Pit Pro		12	09:11.169	56.479	8	00.012	00.012
3	28 Pezzella Michele	ITA		Pit Pro		12	09:21.287	56.317	8	10.130	10.118
4	19 Deschildre Sibren	BEL		Proto GP		12	09:33.900	58.318	10	22.743	12.613
5	8 Lepinay Julien	FRA		Pit Pro		12	09:43.198	58.864	8	32.041	09.298
6	3 Maire Frederic	FRA		Pit Pro		12	09:53.995	59.852	4	42.838	10.797
7	4 Slachmuylders Jurgen	BEL		Pit Pro		12	10:04.010	01:01.284	7	52.853	10.015
8	19 Sabia Tonino	FRA		Pit Pro		11	09:32.385	01:02.998	6	1 Lap	1 Lap
9	17 Letinois Alan	FRA		Pit Pro		5	02:56.859	01:02.143	3	7 Laps	6 Laps
10	23 Baratto Gianluca	ITA		Pit Pro		4	01:41.975	58.064	4	8 Laps	1 Lap

Fastest lap by 56.317 - 28 Pezzella Michele in lap 8
date and time: 05/07/2015 - 16:52:43.208 - Average speed : 76 Km/h

Start race
05/07/2015 16:47:19

End race
Race running

Race Director:

Admin: -- Technical Comission

LIVE TIMING - www.livetiming.be

The result are provisional until the according to the RC



Race of Nations 2015

Precenico IT - Race 2 - Pitbike Senior Scooter

Race type : Race(sorted by laps and time)

Classification after 12 Laps (14,400 Km)

Pos	N° Racer	Nat.	Make	Class	Team	Laps	Race Time	Best Lap	Lap	Diff	Gap
1	142 Ferrari Andrea	ITA		Pit Senior		12	10:47.544	56.809	6	-	-
2	111 Pirazzini Andrea	ITA		Pit Senior		12	11:02.086	57.563	3	14.542	14.542
3	53 Piccirilli Franco	ITA		Pit Senior		12	11:05.729	57.794	3	18.185	03.643
4	64 Truant Alessandro	ITA		Pit Senior		12	11:23.762	58.412	6	36.218	18.033
5	6 Lamonaca Alex	ITA		Scooter		11	11:22.003	01:05.685	4	1 Lap	1 Lap
6	49 Marconi Luca	ITA		Pit Senior		11	11:22.594	01:06.188	10	1 Lap	00.591

Fastest lap by 56.809 - 142 Ferrari Andrea in lap 6
date and time: 05/07/2015 - 16:34:09.543 - Average speed : 76 Km/h

Start race
05/07/2015 16:29:07

End race
Race running

Race Director:

Admin: -- Technical Comission

LIVE TIMING - www.livetiming.be

The result are provisional until the according to the RC



Race of Nations 2015

Preccenico IT - Race 2 - Pitbike Stock

Race type : Race(sorted by laps and time)

Classification after 11 Laps (13,200 Km)

Pos	N° Racer	Nat.	Make	Class	Team	Laps	Race Time	Best Lap	Lap	Diff	Gap
1	6 Garcia Garcia Cristian	SPA		Pit Stock		11	09:33.558	56.926	3	-	-
2	199 Martinez Silvestre Pablo	SPA		Pit Stock		11	09:35.759	57.193	2	02.201	02.201
3	111 Marescutti Elia	ITA		Pit Stock		11	09:40.636	57.399	2	07.078	04.877
4	32 Vazzoler Marco	ITA		Pit Stock		11	09:57.272	58.850	8	23.714	16.636
5	93 Ferrari Alessandro	ITA		Pit Stock		11	09:57.357	59.240	8	23.799	00.085
6	11 Gacho Aran Ivan	SPA		Pit Stock		11	09:58.303	58.851	9	24.745	00.946
7	15 Guttierrez Vazquez Daniel	SPA		Pit Stock		11	10:10.038	59.975	5	36.480	11.735
8	99 Buytaert Wim	BEL		Pit Stock		11	10:14.324	01:00.526	4	40.766	04.286
9	17 Manzano De Vincente Antoni	SPA		Pit Stock		11	10:15.263	01:00.384	7	41.705	00.939
10	14 De Cock Kurt	BEL		Pit Stock		11	10:16.649	01:00.628	9	43.091	01.386
11	2 Venturini Edoardo	ITA		Pit Stock		11	10:30.417	01:00.917	5	56.859	13.768
12	19 Gobbin Luca	ITA		Pit Stock		11	10:33.573	01:01.734	5	01:00.015	03.156
13	20 Trevisanato Amedeo	ITA		Pit Stock		11	10:36.519	01:02.259	2	01:02.961	02.946
14	16 Cerello Ronnie	ITA		Pit Stock		10	09:53.159	01:00.427	5	1 Lap	1 Lap
DNF											
1	122 Saiz Maqueda Miguel	SPA		Pit Stock		10	09:33.363	01:02.205	5	-	-
Not Qualified											
1	191 Rossi Andy	ITA		Pit Stock		3	02:14.013	01:02.507	2	-	-
2	25 Rombaut Brick	BEL		Pit Stock		3	02:16.112	01:03.539	3	-	-

Fastest lap by 56.926 - 6 Garcia Garcia Cristian in lap 3
date and time: 05/07/2015 - 16:17:04.147 - Average speed : 75 Km/h

Start race
05/07/2015 16:15:09

End race
Race running

Race Director:

Admin: -- Technical Comission

LIVE TIMING - www.livetiming.be

The result are provisional until the according to the RC



Race of Nations 2015

Precenticco IT - Merge Junior Mini

Print sorted by: Points

Pos	N° Racer	Race 1 - JuniorGP MiniGRace 2 - JuniorGP MiniGI		Points	Points	Totale Points
		Points	Points			
Classe : Junior GP						
1	81 Luciano Lorenz	25	25			50
2	12 Louppe Thomas	16	20			36
3	52 Carette Gert Jan	20				20
Classe : Junior GP		Total Points	106			
Classe : Mini GP						
1	121 Molino Mattia	25	25			50
2	98 Vanneste Bradley	20	20			40
3	79 Louppe Romain	0	16			16
Classe : Mini GP		Total Points	106			

R051y **Timestamp 05/07/2015 17:58:10**

WEER.IT Timing System - Page 1 of 1

Race Director:

Admin: -- Technical Comission

LIVE TIMING - www.livetiming.be

The result are provisional until the according to the RC



Race of Nations 2015

Precenicco IT - Merge Ohvale 110

Print sorted by: Points

Pos	N° Racer	Race 1 - Ohvale 110 Junio		Race 2 - Ohvale 110 Junio		Totale Points
		Points	Points	Points	Points	
1	34 Jaka Gorian	25	25			50
2	66 Bertoli Kevin	20	20			40
3	46 Tonolo Nicolo	13	16			29
4	11 Obreza Mia	16	13			29
5	71 Michelin Simone	11	0			11

Race of Nations 2015

Precenicco IT - Merge Ohvale 160 190

Print sorted by: Points

Pos	N° Racer	1 - Ohvale 160 Rok Sen		2 - Ohvale 160 Rok Sen		Totale Points
		Points	Points	Points	Points	
Classe : Ohvale 190						
1	26 Momesso Filippo	20	25			45
2	113 De Nardo Andrea	25	20			45
3	85 De Nardi Matteo	16	16			32
Classe : Ohvale 190		Total Points				122
Classe : Ohvale Rok						
1	12 Chiarini Nicola	20	25			45
2	79 Ragusa Salvatore	25	20			45
3	126 Liscini Nicolo	11	16			27
4	21 Gregianin Samuele	13	13			26
5	219 Henneon Wil	10	11			21
6	19 Bor Klemenc	16	0			16
Classe : Ohvale Rok		Total Points				180
Classe : Ohvale Sen						
1	23 Guglielmo Bruno	25	25			50
Classe : Ohvale Sen		Total Points				50

Race of Nations 2015

Precenicco IT - Merge Pitbike Stock

Print sorted by: Points

Pos	N° Racer	Race 1 - Stock 222		Race 2 - Pitbike Stock		Totale Points
		Points	Points	Points	Points	
1	6 Garcia Garcia Cristian	25	25			50
2	199 Martinez Silvestre Pablo	16	20			36
3	111 Marescutti Elia	20	16			36
4	32 Vazzoler Marco	8	13			21
5	11 Gacho Aran Ivan	11	10			21
6	14 De Cock Kurt	10	6			16
7	99 Buytaert Wim	7	8			15
8	16 Cerello Ronnie	13	2			15
9	2 Venturini Edoardo	9	5			14
10	17 Manzano De Vincente Antonio	6	7			13
11	93 Ferrari Alessandro		11			11
12	15 Guttierrez Vazquez Daniel	2	9			11
13	20 Trevisanato Amedeo	5	3			8
14	19 Gobbin Luca	3	4			7
15	25 Rombaut Brick	4	0			4
16	5 Rappe Apolline	1				1
17	122 Saiz Maqueda Miguel	0	0			0
18	191 Rossi Andy	0	0			0

R051y Timestamp 05/07/2015 16:33:03

WEER.IT Timing System - Page 1 of 1

Race Director:

Admin: -- Technical Comission

LIVE TIMING - www.livetiming.be

The result are provisional until the according to the RC



Race of Nations 2015

Precenico IT - Merge ProtoGP Piit Pro

Print sorted by: Points

Pos	N° Racer	: 1 - Pitbike Pro CRF Prot 2 - Pitbike Pro CRF Prot		Points	Points	Totale Points
		Points	Points			
Classe : Pit Pro						
1	29 Sacchi Alberto	25	25			50
2	28 Pezzella Michele	20	20			40
3	8 Lepinay Julien	13	16			29
4	3 Maire Frederic	16	13			29
5	4 Slachmuylders Jurgen	10	11			21
6	17 Letinois Alan	11	0			11
7	19 Sabia Tonino	0	10			10
8	51 Eyraud Clement	9				9
9	23 Baratto Gianluca	0	0			0
10	69 Delahaut Stephane	0				0
Classe : Pit Pro		Total Points	199			
Classe : Proto GP						
1	3 Van Dijek Bart	25	25			50
2	19 Deschildre Sibren	20	20			40
Classe : Proto GP		Total Points	90			

Race of Nations 2015

Precenico IT - Merge Senior Scooter

Print sorted by: Points

Pos	N° Racer	ce 1 - Pitbike Senior Scooter 2 - Pitbike Senior Scooter		Points	Points	Totale Points
		Points	Points			
Classe : Pit Senior						
1	142 Ferrari Andrea	25	25			50
2	111 Pirazzini Andrea	20	20			40
3	53 Piccirilli Franco	16	16			32
4	64 Truant Alessandro	13	13			26
5	49 Marconi Luca	11	11			22
	Classe : Pit Senior	Total Points	170			
Classe : Scooter						
1	6 Lamonaca Alex	25	25			50
	Classe : Scooter	Total Points	50			

Endurance of Nations 2015

Precenico - IT - Endurance

Race type : Race(sorted by laps and time)

Classification after 116 Laps (139,200 Km)

Pos	N° Racer	Nat.	Make	Class	Team	Laps	Race Time	Best Lap	Lap	Diff	Gap
1	6 Team Garcia	SPA		End Pit		116	01:58:35.005	59.401	25	-	-
2	7 Chei de moto picule	ITA		EndProto		116	01:59:19.902	59.190	51	-	-
3	4 Ohvale GPO 4	ITA		End Ohv		112	01:59:11.558	56.820	89	-	-
4	1 Ohvale GPO 1	ITA		End Ohv		111	01:59:13.558	59.162	30	-	-
5	3 Ohvale GPO 3	ITA		End Ohv		110	01:59:05.890	59.427	9	-	-
6	5 Ohvale GPO 5	ITA		End Ohv		109	01:59:09.718	56.147	107	-	-
7	200 La France	FRA		End Pit		107	01:58:44.417	59.744	20	-	-
8	10 Belgium Flanders	BEL		End Mini		106	01:59:15.542	59.449	74	-	-
9	2 Ohvale GPO 2	ITA		End Ohv		104	01:59:19.873	59.753	6	-	-
10	100 Belgium Wallonia	BEL		End Mini		101	01:59:23.120	01:03.773	96	-	-
Not Qualified											
1	22 BRT Components 2	SPA		End Pit		37	01:59:09.535	59.717	8	-	-
DNF											
Not Qualified											
1	11 BRT Components	SPA		End Pit		13	24:49.154	59.919	11	-	-

Fastest lap by 56.147 - 5 Ohvale GPO 5 in lap 107

date and time: 04/07/2015 - 17:34:23.006 - Average speed : 76 Km/h

Start race

04/07/2015 15:37:07

End race

04/07/2015 17:55:14

Race Director:

Admin: -- Technical Comission

LIVE TIMING - www.livetiming.be

The result are provisional until the according to the RC



Endurance of Nations 2015

Precenico - IT - Endurance

Race type : Race(sorted by laps and time)

Classification after 116 Laps (139,200 Km)

Pos	N° Racer	Nat.	Make	Class	Team	Laps	Race Time	Best Lap	Lap	Diff	Gap
Classe End MiniGP											
1	10 Belgium Flanders	BEL		End Mini		106	01:59:15.542	59.449	74	-	-
2	100 Belgium Wallonia	BEL		End Mini		101	01:59:23.120	01:03.773	96	-	-
Classe End Ohvale											
1	4 Ohvale GPO 4	ITA		End Ohv		112	01:59:11.558	56.820	89	-	-
2	1 Ohvale GPO 1	ITA		End Ohv		111	01:59:13.558	59.162	30	-	-
3	3 Ohvale GPO 3	ITA		End Ohv		110	01:59:05.890	59.427	9	-	-
4	5 Ohvale GPO 5	ITA		End Ohv		109	01:59:09.718	56.147	107	-	-
5	2 Ohvale GPO 2	ITA		End Ohv		104	01:59:19.873	59.753	6	-	-
Classe End Pit											
1	6 Team Garcia	SPA		End Pit		116	01:58:35.005	59.401	25	-	-
2	200 La France	FRA		End Pit		107	01:58:44.417	59.744	20	-	-
Not Qualified											
1	22 BRT Components 2	SPA		End Pit		37	01:59:09.535	59.717	8	-	-
DNF											
Not Qualified											
1	11 BRT Components	SPA		End Pit		13	24:49.154	59.919	11	-	-
Classe EndProtoGP											
1	7 Chei de moto picule	ITA		EndProto		116	01:59:19.902	59.190	51	-	-

Fastest lap by 56.147 - 5 Ohvale GPO 5 in lap 107
date and time: 04/07/2015 - 17:34:23.006 - Average speed : 76 Km/h

Start race
04/07/2015 15:37:07

End race
Race running


Race Director:

Admin: -- Technical Comission

LIVE TIMING - www.livetiming.be

The result are provisional until the according to the RC





RACE OF NATIONS 2015

3+4+5 JULY 2015
LIGNANO SABBIAORO
UDINE - ITALIA


Endurance of Nations 2015

Precentico - IT - Endurance

Race type : Race(sorted by laps and time)

Analysis

1°	Team Garcia			2°	Chei de moto picule			3°	Ohvale GPO 4			4°	Ohvale GPO 1				
	42	01:01.071	86		01:00.591	42	01:00.479		87	59.708	42		01:01.918	86	01:01.163	42	01:22.681
	43	01:01.556	87	01:00.638	43	01:01.036	88	59.404	43	58.288	87	57.122	43	01:11.395	87	01:00.591	
	44	01:01.438	88	01:00.886	44	01:01.036	88	59.404	44	57.372	88	57.336	44	01:02.558	88	01:00.361	
1	01:02.232	45	01:04.987	89	01:00.666	45	59.260	89	59.940	1	59.551	1	59.551	45	01:02.249	89	01:16.776
2	01:00.065	46	01:01.672	90	01:00.223	46	59.838	90	59.875	2	57.432	2	56.988	46	01:00.731	90	01:09.839
3	59.837	47	01:01.524	91	01:00.734	47	59.835	91	59.914	3	56.988	3	56.988	47	01:01.379	91	01:03.325
4	01:00.336	48	01:00.828	92	01:00.294	48	01:00.050	92	01:00.014	4	57.408	4	57.408	48	01:00.379	92	01:03.683
5	59.818	49	01:00.695	93	01:01.300	49	59.609	93	59.716	5	57.639	5	57.639	49	01:01.592	93	01:21.938
6	01:00.085	50	01:01.846	94	01:00.504	50	59.494	94	59.798	6	57.304	6	57.304	50	01:00.759	94	01:08.009
7	01:00.053	51	01:01.418	95	01:01.756	51	59.190	95	59.992	7	57.482	7	57.482	51	01:01.105	95	01:01.140
8	59.480	52	01:01.468	96	01:01.204	52	59.662	96	59.610	8	57.348	8	57.348	52	01:01.485	96	01:01.322
9	59.720	53	01:01.013	97	01:01.180	53	01:22.397	97	01:00.779	9	58.387	9	58.387	53	01:01.539	97	01:01.602
10	01:00.034	54	01:01.598	98	01:01.170	54	01:04.413	98	59.855	10	57.362	10	57.362	54	01:18.784	98	01:02.092
11	01:00.429	55	01:02.161	99	01:00.799	55	01:01.155	99	59.451	11	57.395	11	57.395	55	01:02.926	99	01:02.444
12	59.592	56	01:01.141	+02	01:00.682	56	01:01.139	+02	59.637	12	58.010	12	58.010	56	59.821	+02	01:00.171
13	59.502	57	01:59.839	+02	01:00.399	57	01:01.251	+02	59.601	13	57.819	13	57.819	57	57.391	+02	01:01.684
14	59.589	58	01:04.907	+02	01:01.087	58	01:00.679	+02	01:00.524	14	57.696	14	57.696	58	01:00.231	+02	01:01.883
15	59.790	59	01:01.276	+02	01:00.006	59	01:01.200	+02	01:18.599	15	57.974	15	57.974	59	01:00.969	+02	01:01.821
16	01:00.255	60	01:00.126	+02	01:00.357	60	01:00.960	+02	01:05.840	16	01:21.715	16	01:21.715	60	01:00.176	+02	01:02.916
17	01:00.409	61	01:00.034	+02	01:00.953	61	01:00.593	+02	01:00.855	17	01:14.918	17	01:14.918	61	01:00.206	+02	01:20.700
18	01:00.927	62	59.814	+02	01:00.780	62	01:01.059	+02	59.821	18	01:06.564	18	01:06.564	62	01:00.731	+02	01:04.105
19	01:00.599	63	01:00.081	+02	01:00.212	63	01:00.992	+02	59.744	19	01:06.275	19	01:06.275	63	01:00.576	+02	01:00.345
20	01:00.570	64	01:01.940	+02	01:01.164	64	01:01.719	+02	01:00.394	20	01:05.297	20	01:05.297	64	01:17.770	+02	59.916
21	59.845	65	01:00.278	+02	01:00.422	65	01:02.317	+02	01:00.811	21	01:06.442	21	01:06.442	65	01:09.465	+02	01:00.138
22	01:01.007	66	01:00.218	+02	01:00.116	66	01:01.288	+02	01:00.125	22	01:06.065	22	01:06.065	66	01:03.294	+02	59.860
23	59.904	67	01:00.332	+02	01:00.458	67	01:01.965	+02	59.419	23	01:06.124	23	01:06.124	67	01:03.935	+02	01:01.327
24	59.738	68	01:00.117	+02	01:00.796	68	01:00.862	+02	01:00.440	24	01:05.995	24	01:05.995	68	01:33.993		
25	59.401	69	01:00.745	+02	59.907	69	01:01.539	+02	01:00.214	25	01:06.116	25	01:06.116	69	01:14.928		
26	01:00.354	70	59.860	+02	01:00.493	70	01:01.055	+02	59.742	26	01:06.487	26	01:06.487	70	01:05.014		
27	59.779	71	59.705	+02	01:00.540	71	01:01.632	+02	59.778	27	01:06.261	27	01:06.261	71	01:02.956		
28	01:00.245	72	01:00.033	+02	01:00.558	72	01:01.500	+02	59.789	28	01:07.031	28	01:07.031	72	01:01.517		
29	59.918	73	01:00.559			73	01:02.702			29	01:06.959	29	01:06.959	73	01:01.323		
30	59.823	74	01:00.686			74	01:19.489			30	01:07.310	30	01:07.310	74	01:01.896		
31	01:00.395	75	01:01.208			75	01:05.146			31	01:31.261	31	01:31.261	75	01:01.528		
32	01:00.136	76	01:00.721			76	01:00.326			32	01:18.079	32	01:18.079	76	01:18.960		
33	01:00.010	77	01:00.981			77	01:00.449			33	01:07.055	33	01:07.055	77	01:04.545		
34	01:00.190	78	01:00.267			78	01:00.067			34	01:05.008	34	01:05.008	78	01:00.180		
35	01:00.626	79	59.572			79	01:00.313			35	01:05.228	35	01:05.228	79	01:00.277		
36	01:00.626	80	01:00.012			80	01:00.018			36	01:04.956	36	01:04.956	80	01:00.161		
37	01:01.108	81	01:00.031			81	01:00.159			37	01:07.810	37	01:07.810	81	01:00.677		
38	01:00.925	82	01:00.902			82	59.785			38	01:10.709	38	01:10.709	82	01:00.648		
39	01:01.311	83	01:00.411			83	01:00.434			39	01:10.593	39	01:10.593	83	01:00.058		
40	01:00.741	84	59.619			84	59.853			40	01:09.967	40	01:09.967	84	01:00.738		
41	01:02.110	85	01:00.196			85	01:00.057			41	01:34.278	41	01:34.278	85	01:00.161		



RACE OF NATIONS 2015

3+4+5 JULY 2015
LIGNANO SABBIAADORO
UDINE - ITALIA


Endurance of Nations 2015

Precentico - IT - Endurance

Race type : Race(sorted by laps and time)

Analysis

5°		6°		7°		8°									
Ohvale GPO 3		Ohvale GPO 5		La France		Belgium Flanders									
1	01:05.294	45	59.874	44	01:12.927	42	01:11.709	86	01:00.914	42	01:08.943	86	01:09.101		
2	01:00.715	46	01:00.250	45	01:03.806	87	01:08.036	43	01:12.122	87	01:00.660	43	01:08.251	87	01:08.219
3	59.847	47	59.995	46	01:03.228	88	01:07.880	44	01:12.519	88	01:00.769	44	01:08.412	88	01:07.615
4	59.663	48	01:00.339	47	01:03.006	89	01:07.703	45	01:34.146	89	01:20.001	45	01:07.783	89	01:07.765
5	59.893	49	01:25.773	48	01:26.561	90	01:07.928	46	01:10.554	90	01:15.003	46	01:07.949	90	01:07.814
6	01:00.044	50	01:07.247	49	01:01.549	91	01:07.667	47	01:02.521	91	01:08.001	47	01:08.524	91	01:07.924
7	59.834	51	01:01.936	50	58.031	92	01:08.651	48	01:02.252	92	01:08.733	48	01:31.003	92	01:11.751
8	59.603	52	01:01.212	51	57.326	93	01:09.523	49	01:02.269	93	01:08.514	49	01:07.783	93	01:08.690
9	59.427	53	01:00.406	52	57.440	94	01:32.408	50	01:02.169	94	01:09.167	50	01:03.949	94	01:08.538
10	01:00.639	54	01:01.423	53	57.112	95	01:01.362	51	01:01.850	95	01:09.442	51	01:03.572	95	01:08.403
11	59.617	55	01:00.296	54	56.792	96	56.854	52	01:01.725	96	01:27.321	52	01:03.569	96	01:07.696
12	59.471	56	01:00.900	55	56.636	97	56.501	53	01:02.704	97	01:08.504	53	01:03.608	97	01:07.381
13	59.952	57	01:01.091	56	57.357	98	56.530	54	01:36.757	98	01:03.749	54	01:03.618	98	01:07.612
14	59.770	58	01:01.295	57	57.173	99	56.556	55	01:03.991	99	01:02.938	55	01:04.184	99	01:07.999
15	01:00.126	59	01:27.878	58	57.192	100	56.728	56	01:01.221	100	01:02.894	56	01:03.125	+02	01:08.337
16	01:00.851	60	01:09.773	59	57.609	101	56.947	57	01:10.595	101	01:02.587	57	01:03.417	+02	01:09.346
17	01:28.152	61	01:05.095	60	58.095	102	56.947	58	59.828	102	01:03.217	58	01:02.426	+02	01:08.412
18	01:06.014	62	01:04.866	61	57.651	103	56.515	59	59.798	103	01:03.244	59	01:04.935	+02	01:07.935
19	01:01.218	63	01:04.159	62	57.988	104	56.147	60	01:00.009	104	01:03.169	60	01:02.939	+02	01:08.593
20	01:00.440	64	01:04.240	63	01:20.088	105	56.947	61	01:00.225	105	01:04.587	61	01:02.134	+02	01:08.476
21	01:00.352	65	01:03.931	64	01:12.667	106	56.947	62	01:00.167	106	01:03.883	62	01:03.274	+02	01:08.476
22	01:00.973	66	01:05.592	65	01:08.254	107	57.476	63	01:57.305	107	01:07.059	63	01:03.553	+02	01:10.145
23	01:01.711	67	01:04.804	66	01:08.430	108	59.744	64	01:08.995	108	01:02.983	64	01:03.349		
24	01:01.921	68	01:05.130	67	01:08.626	109	59.744	65	01:02.983	109	01:02.375	65	01:03.349		
25	01:02.607	69	01:31.076	68	01:07.748	110	59.744	66	01:03.014	110	01:02.059	66	01:31.342		
26	01:01.529	70	01:07.830	69	01:08.873	111	59.744	67	01:02.059	111	01:02.132	67	01:08.024		
27	01:27.172	71	01:02.391	70	01:08.637	112	59.744	68	01:02.132	112	01:02.603	68	01:09.333		
28	01:09.958	72	01:01.064	71	01:09.700	113	59.744	69	01:02.132	113	01:02.603	69	01:09.333		
29	01:04.025	73	01:00.620	72	01:30.273	114	59.744	70	01:02.435	114	01:02.476	70	01:00.942		
30	01:04.301	74	01:00.183	73	01:05.920	115	59.744	71	01:01.579	115	01:02.476	71	01:00.696		
31	01:03.959	75	01:00.314	74	01:00.338	116	59.744	72	01:01.215	116	01:02.076	72	01:00.696		
32	01:04.052	76	01:00.528	75	01:00.041	117	59.744	73	01:01.215	117	01:01.878	73	01:00.346		
33	01:04.295	77	01:00.503	76	01:00.041	118	59.744	74	01:01.208	118	01:01.878	74	59.449		
34	01:04.481	78	01:00.095	77	59.256	119	59.744	75	01:00.844	119	01:01.878	75	59.863		
35	02:20.748	79	01:00.315	78	59.655	120	59.744	76	01:00.216	120	01:05.009	76	01:00.514		
36	01:06.514	80	01:00.016	79	59.937	121	59.744	77	01:01.202	121	01:05.009	77	01:01.162		
37	01:01.050	81	01:00.186	80	59.997	122	59.744	78	01:25.622	122	01:01.255	78	01:01.622		
38	01:00.705	82	01:00.434	81	59.865	123	59.744	79	01:16.492	123	01:01.579	79	01:22.291		
39	01:00.296	83	01:25.821	82	59.202	124	59.744	80	01:10.524	124	01:00.921	80	01:20.025		
40	01:00.512	84	01:04.701	83	01:00.065	125	59.744	81	01:10.262	125	01:00.921	81	01:11.636		
41	01:01.343	85	01:00.948	84	01:00.133	126	59.744	82	01:10.448	126	01:00.512	82	01:09.396		
				85	01:24.324	127	59.744	83	01:01.784	127	01:00.512	83	01:09.396		
						128	59.744	84	01:10.448	128	01:00.512	84	01:08.899		
						129	59.744	85	01:11.025	129	01:00.757	85	01:09.651		



RACE OF NATIONS 2015

3+4+5 JULY 2015
LIGNANO SABBIAADORO
UDINE - ITALIA


Endurance of Nations 2015

Precentnico - IT - Endurance

Race type : Race(sorted by laps and time)

Analysis

9°	Ovale GPO 2		10°		11°		12°		
	42	86	Belgium Wallonia	42	86	BRT Components 2	BRT Components		
43	01:03.337	87	01:21.796	43	01:06.476	87	01:12.004	14	01:00.413
44	01:01.589	88	01:12.176	44	01:04.845	88	01:05.370	15	01:00.848
45	01:01.053	89	01:12.555	45	01:05.935	89	01:05.110	16	01:00.872
46	01:01.613	90	01:36.857	46	01:05.424	90	01:05.971	17	01:00.674
47	01:01.156	91	01:05.394	47	01:04.842	91	01:05.891	18	01:01.535
48	01:01.516	92	01:02.211	48	01:40.392	92	01:05.335	19	01:00.916
49	01:02.364	93	01:01.376	49	01:14.720	93	01:04.926	20	01:00.777
50	01:00.011	94	01:01.641	50	01:06.443	94	01:05.001	21	01:01.726
51	01:26.434	95	01:01.789	51	01:05.980	95	01:04.716	22	01:21.24.147
52	01:16.367	96	01:01.827	52	01:05.457	96	01:03.773	23	01:15.624
53	01:16.081	97	01:01.786	53	01:05.626	97	01:04.895	24	01:04.966
54	01:15.861	98	01:01.936	54	01:06.034	98	01:03.809	25	01:04.750
55	01:17.348	99	01:01.373	55	01:05.506	99	01:03.992	26	01:03.985
56	01:16.637	+02	01:00.882	56	01:05.373	+02	01:04.278	27	01:04.219
57	01:19.325	+02	01:00.880	57	01:05.394	+02	01:11.117	28	01:03.413
58	01:16.912	+02	01:01.691	58	01:05.774			29	01:04.682
59	01:30.602	+02	01:01.323	59	01:05.167			30	01:04.423
60	01:11.393	+02	01:01.124	60	01:06.344			31	01:04.218
61	01:06.986			61	02:06.071			32	01:03.167
62	01:06.884			62	01:17.727			33	01:02.248
63	01:06.553			63	01:12.781			34	01:03.282
64	01:06.319			64	01:12.528			35	01:03.225
65	01:06.657			65	01:13.895			36	01:02.330
66	01:06.548			66	01:12.764			37	01:03.187
67	01:30.463			67	01:13.653				
68	01:15.155			68	01:13.377				
69	01:05.615			69	01:12.855				
70	01:07.154			70	01:13.767				
71	01:05.088			71	01:13.515				
72	01:04.481			72	01:13.002				
73	01:04.647			73	01:41.862				
74	01:04.459			74	01:13.921				
75	01:04.954			75	01:07.944				
76	01:04.369			76	01:06.974				
77	01:04.303			77	01:07.854				
78	01:04.507			78	01:06.701				
79	01:04.253			79	01:06.455				
80	01:05.478			80	01:06.280				
81	01:03.956			81	01:05.690				
82	01:03.914			82	01:06.124				
83	01:03.203			83	01:06.740				
84	01:04.196			84	01:06.619				
85	01:04.572			85	01:06.443				



RACE OF NATIONS 2015


CIRCUITO INTERNAZIONALE DEL FRIULI VENEZIA GIULIA

3+4+5 JULY 2015
LIGNANO SABBIAADORO
UDINE - ITALIA

Race of Nations 2015

Event best laps

Pos	N°	Racer	Nat.	Federation	Country	Make	Class	Category	Club	Team	Run of reference	Best Lap
1	26	Momesso Filippo	ITA	Ohvale 1	Race 2 - Ohvale 160 Rok Sen	55.408
2	113	De Nardo Andrea	ITA	Ohvale 1	Race 2 - Ohvale 160 Rok Sen	55.611
3	28	Pezzella Michele	ITA	Pit Pro	Race 2 - Pitbike Pro CRF Pro	56.317
4	3	Van Dijk Bart	BEL	Proto GP	Race 2 - Pitbike Pro CRF Pro	56.319
5	29	Sacchi Alberto	ITA	Pit Pro	Race 2 - Pitbike Pro CRF Pro	56.479
6	142	Ferrari Andrea	ITA	Pit Senior	Chrono - Pitbike Senior Scoo	56.625
7	6	Garcia Garcia Cristian	SPA	Pit Stock	Race 1 - Stock 222	56.889
8	111	Pirazzini Andrea	ITA	Pit Senior	Race 1 - Pitbike Senior Scoot	56.936
9	199	Martinez Silvestre Pablo	SPA	Pit Stock	Race 2 - Pitbike Stock	57.193
10	111	Marscuti Elia	ITA	Pit Stock	Race 2 - Pitbike Stock	57.399
11	53	Piccirilli Franco	ITA	Pit Senior	Race 1 - Pitbike Senior Scoot	57.417
12	23	Baratto Gianluca	ITA	Pit Pro	Chrono - Pitbike Pro CRF Pr	57.456
13	121	Molino Mattia	ITA	Mini GP	Race 2 - JuniorGP MiniGP	57.473
14	91	Casali Matteo	ITA	Ohvale 1	P01 - Ohvale 160 Rok Sen 1	57.512
15	12	Chairini Nicola	ITA	Ohvale R	Race 2 - Ohvale 160 Rok Sen	57.739
16	79	Ragusa Salvatore	ITA	Ohvale R	Race 2 - Ohvale 160 Rok Sen	57.896
17	19	Deschidre Sibrin	BEL	Proto GP	Chrono - Pitbike Pro CRF Pr	58.213
18	16	Cerello Romie	ITA	Pit Stock	Race 1 - Stock 222	58.388
19	64	Truanti Alessandro	ITA	Pit Senior	Race 2 - Pitbike Senior Scoot	58.412
20	32	Vazzoler Marco	ITA	Pit Stock	Chrono - Pitbike Stock	58.765
21	23	Guglielmo Bruno	ITA	Ohvale S	Race 2 - Ohvale 160 Rok Sen	58.818
22	93	Ferrari Alessandro	ITA	Pit Stock	Chrono - Pitbike Stock	58.844
23	11	Gachio Aran Ivan	SPA	Pit Stock	Race 2 - Pitbike Stock	58.851
24	8	Lepinay Julien	FRA	Pit Pro	Race 2 - Pitbike Pro CRF Pro	58.864
25	19	Bor Klemenc	SLO	Ohvale R	Chrono - Ohvale 160 Rok Se	58.937
26	21	Greggiamin Samuele	ITA	Ohvale R	Race 1 - Ohvale 160 Rok Sen	59.201
27	126	Liscini Nicolo	ITA	Ohvale R	Chrono - Ohvale 160 Rok Se	59.343
28	85	De Nardi Matteo	ITA	Ohvale 1	Chrono - Ohvale 160 Rok Se	59.649
29	3	Maire Frederic	FRA	Pit Pro	Race 1 - Pitbike Pro CRF Pro	59.686
30	15	Gutierrez Vazquez Daniel	SPA	Pit Stock	Race 2 - Pitbike Stock	59.975
31	98	Vanneste Bradley	BEL	Mini GP	Race 1 - JuniorGP MiniGP	01:00.382
32	17	Manzano De Vicente Antonio	SPA	Pit Stock	Race 2 - Pitbike Stock	01:00.384
33	14	De Cook Kurt	BEL	Pit Stock	Chrono - Pitbike Stock	01:00.413
34	2	Venturini Edoardo	ITA	Pit Stock	Race 1 - Stock 222	01:00.468
35	99	Buyvaert Wim	BEL	Pit Stock	Chrono - Pitbike Stock	01:00.496
36	79	Louppe Romain	BEL	Mini GP	Race 1 - JuniorGP MiniGP	01:00.515
37	19	Gobbin Luca	ITA	Pit Stock	Chrono - Pitbike Stock	01:00.909
38	4	Slachmuylders Jurgen	BEL	Pit Pro	Race 2 - Pitbike Pro CRF Pro	01:01.284
39	17	Letinois Alan	FRA	Pit Pro	Race 1 - Pitbike Pro CRF Pro	01:01.384
40	34	Jaka Gorjan	SLO	Ohvale 1	Race 2 - Ohvale 110 Junior	01:01.699
41	66	Bertoli Kevin	ITA	Ohvale 1	Race 2 - Ohvale 110 Junior	01:01.691



RACE OF NATIONS 2015

CIRCUITO INTERNAZIONALE DEL FRIULI VENEZIA GIULIA

3+4+5 JULY 2015
LIGNANO SABBIAADORO
UDINE - ITALIA

Race of Nations 2015

Event best laps

Pos	N°	Racer	Nat.	Federation	Country	Make	Class	Category	Club	Team	Run of reference	Best Lap
42	122	Saiz Maqueda Miguel	SPA	Pit Stock	.	.	.	Race 2 - Pitbike Stock	01:02.205
43	20	Trevisanato Amedeo	ITA	Pit Stock	.	.	.	Race 2 - Pitbike Stock	01:02.229
44	51	Eyraud Clement	FRA	Pit Pro	.	.	.	Race 1 - Pitbike Pro CRF Pro	01:02.322
45	25	Rombaut Brick	BEL	Pit Stock	.	.	.	Race 1 - Stock 222	01:02.361
46	191	Rossi Andy	ITA	Pit Stock	.	.	.	Race 2 - Pitbike Stock	01:02.507
47	19	Sabia Tonino	FRA	Pit Pro	.	.	.	Chrono - Pitbike Pro CRF Pr	01:02.760
48	219	Henneton Wil	BEL	Ohvale R	.	.	.	Race 2 - Ohvale 160 Rok Sen	01:03.211
49	11	Obreza Mia	SLO	Ohvale 1	.	.	.	Race 1 - Ohvale 110 Junior	01:04.265
50	46	Tomolo Nicolo	ITA	Ohvale 1	.	.	.	Race 2 - Ohvale 110 Junior	01:04.611
51	81	Luciano Lorenz	BEL	Junior GP	.	.	.	Race 2 - JuniorGP MiniGP	01:05.063
52	12	Louppe Thomas	BEL	Junior GP	.	.	.	Race 2 - JuniorGP MiniGP	01:05.498
53	6	Lamonaca Alex	ITA	Scotter	.	.	.	Race 1 - Pitbike Senior Scoot	01:05.648
54	52	Carette Gert Jan	BEL	Junior GP	.	.	.	Race 2 - JuniorGP MiniGP	01:06.165
55	49	Marconi Luca	ITA	Pit Senior	.	.	.	Race 2 - Pitbike Senior Scoot	01:06.188
56	8	Triffet Amelie	BEL	Mini GP	.	.	.	P01 - JuniorGP MiniGP	01:06.577
57	71	Michelin Simone	ITA	Ohvale 1	.	.	.	Chrono - Ohvale 110 Junior	01:06.937
58	171	Michelin Simone	ITA	Ohvale 1	.	.	.	P01 - Ohvale 110 Junior	01:07.650
59	69	Delahaut Stephane	FRA	Pit Pro	.	.	.	Chrono - Pitbike Pro CRF Pr	01:08.869
60	22	Rappe Alexandre	BEL	Proto GP	.	.	.	Chrono - Pitbike Pro CRF Pr	01:09.422
61	5	Rappe Apolline	BEL	Pit Stock	.	.	.	Race 1 - Stock 222	01:11.552
62	77	Marazzan Lorenzo	ITA	Pit Senior	.	.	.	Chrono - Pitbike Senior Scoo	01:12.396
63	98	Segers Quinen	BEL	Pit Stock	.	.	.	Chrono - Pitbike Stock	01:17.240